

AGENDA

REMOTE MEETING NOTICE

To address concerns relating to COVID-19, this meeting will be accessible by remote video conferencing. The public may participate in this meeting remotely via zoom as set forth below.

INSTRUCTIONS FOR USING ZOOM

- Join the meeting using the link below.
- You must have audio and microphone capabilities on the device you are using to join the meeting.
- When you join the meeting make sure that you join the meeting with audio and follow the prompts to test your speaker & microphone prior to joining the meeting.

TO SPEAK ON AN ITEM USING ZOOM

- The Board President will call the item and staff will begin the staff report.
- Click on the Raise Hand icon if you would like to speak on the item.
- Your name will be called on when it's your turn to speak.
- When your name is called, you will be prompted to unmute yourself.
- When your time is up, you will be muted.
- You will repeat this process for each item you want to speak on.

FOR OPEN SESSION PARTICIPATION

Join Meeting Electronically at:

Join Zoom Meeting

<https://us02web.zoom.us/j/82894835322?pwd=TIR1S1VJOTThMLzQ5Z2dyVUNtLzVPZz09>

Meeting ID: 828 9483 5322

Passcode: 128057

A G E N D A
SPECIAL MEETING OF THE GOVERNING BOARD
OF THE GOLETA SANITARY DISTRICT
A PUBLIC AGENCY

One William Moffett Place
Goleta, California 93117

January 6, 2023

CALL TO ORDER: 10:00 a.m.

ROLL CALL OF MEMBERS

BOARD MEMBERS: Jerry D. Smith
Steven T. Majoewsky
George W. Emerson
Sharon Rose
Edward Fuller

CONSIDERATION OF THE MINUTES OF THE BOARD MEETING

The Board will consider approval of the Minutes of the Regular Meeting of December 19, 2022.

PUBLIC COMMENTS - Members of the public may address the Board on items within the jurisdiction of the Board.

POSTING OF AGENDA – The agenda notice for this meeting was posted at the main gate of the Goleta Sanitary District and on the District’s web site 24 hours in advance of the meeting.

BUSINESS:

1. CONSIDERATION OF APPOINTMENT OF DISTRICT PRESIDENT AND PRESIDENT PRO TEM FOR CALENDAR YEAR 2023
(Board may take action on this item.)
2. PRESENTATION ON THE STATE WATER BOARD SANITARY SEWER SYSTEMS WASTE DISCHARGE REQUIREMENTS (WDR) GENERAL ORDER REISSUANCE
3. GENERAL MANAGER’S REPORT
4. LEGAL COUNSEL'S REPORT

5. COMMITTEE/DIRECTOR'S REPORTS AND APPROVAL/RATIFICATION OF DIRECTOR'S ACTIVITIES
6. PRESIDENT'S REPORT
7. ITEMS FOR FUTURE MEETINGS
8. CORRESPONDENCE
(The Board will consider correspondence received by and sent by the District since the last Board Meeting.)
9. APPROVAL OF BOARD COMPENSATION AND EXPENSES AND RATIFICATION OF CLAIMS PAID BY THE DISTRICT
(The Board will be asked to ratify claims.)

ADJOURNMENT

Any public records which are distributed less than 24 hours prior to this meeting to all, or a majority of all, of the District's Board members in connection with any agenda item (other than closed sessions) will be available for public inspection at the time of such distribution at the District's office located at One William Moffett Place, Goleta, California 93117.

Persons with a disability who require any disability-related modification or accommodation, including auxiliary aids or services, in order to participate in the meeting are asked to contact the District's Finance & H.R. Manager at least 2 hours prior to the meeting by telephone at (805) 967-4519 or by email at info@goletasanitary.org.

MINUTES

MINUTES
REGULAR MEETING OF THE GOVERNING BOARD
GOLETA SANITARY DISTRICT
A PUBLIC AGENCY
DISTRICT OFFICE CONFERENCE ROOM
ONE WILLIAM MOFFETT PLACE
GOLETA, CALIFORNIA 93117

December 19, 2022

CALL TO ORDER:

President Majoewsky called the meeting to order at 6:33 p.m.

BOARD MEMBERS PRESENT:

Steven T. Majoewsky, George W. Emerson, Sharon Rose, Edward Fuller, Jerry D. Smith

BOARD MEMBERS ABSENT:

None

STAFF MEMBERS PRESENT:

Steve Wagner, General Manager/District Engineer, Rob Mangus, Finance and Human Resources Manager/Board Secretary and Richard Battles, Legal Counsel from Howell Moore & Gough LLP.

OTHERS PRESENT:

Craig Geyer, Director, Goleta West Sanitary District

APPROVAL OF MINUTES:

Director Smith made a motion, seconded by Director Rose, to approve the minutes of the Regular Board meeting of 12/05/22. The motion carried by the following vote:

(22/12/2288)

AYES: 5 Majoewsky, Emerson, Rose,
Fuller, Smith

NOES: None

ABSENT: None

ABSTAIN: None

POSTING OF AGENDA:

The agenda notice for this meeting was posted at the main gate of the Goleta Sanitary District and on the District's website 72 hours in advance of the meeting.

PUBLIC COMMENTS:

None

BUSINESS:

1. REQUEST FOR CONSIDERATION OF APPROVAL OF A SHARED LATERAL AGREEMENT FOR PROPERTY AT 195 NOGAL DRIVE IN CONJUNCTION WITH A PROPOSED LOT SPLIT (APN 061-081-022)
Mr. Wagner gave the staff report.

Director Fuller made a motion, seconded by Director Rose to approve the revised shared lateral agreement and revised map containing the parcel number for the property at 195 Nogal Drive.

The motion carried by the following vote:

(22/12/2288)

AYES:	5	Majoewsky, Emerson, Rose, Fuller, Smith
NOES:		None
ABSENT:		None
ABSTAIN:		None

2. CONSIDERATION AND ADOPTION RESOLUTION APPROVING REVISED BEREAVEMENT LEAVE POLICY

Mr. Wagner gave the staff report.

Director Rose made a motion, seconded by Director Fuller to approve, and adopt Resolution No. 22-697 revising Bereavement Leave Policy under Human Resources Procedure and Policy Manual.

The motion carried by the following vote:

(22/12/2289)

AYES:	5	Majoewsky, Emerson, Rose, Fuller, Smith
NOES:		None
ABSENT:		None
ABSTAIN:		None

3. DISCUSSION AND PRESENTATION OF THE DISTRICT'S AUDIT REPORT AND FINANCIAL STATUS AS OF JUNE 30, 2022

Mr. Wagner gave the staff report.

Director Smith made a motion, seconded by Director Fuller to accept the FY 2021-22 Audit Report, to thank staff for a job well done, and to direct staff to submit the report to the State Controller.

The motion carried by the following vote:

(22/12/2290)

AYES:	5	Majoewsky, Emerson, Rose, Fuller, Smith
NOES:		None
ABSENT:		None

ABSTAIN: None

4. CONSIDERATION AND ADOPTION OF RESOLUTION APPROVING PRELIMINARY ENVIRONMENTAL REVIEW FORM, ADOPTING FINDINGS, AND AUTHORIZING FILING OF NOTICE OF EXEMPTION UNDER CEQA FOR OUT-OF-AGENCY SERVICE AGREEMENT FOR 1330 SAN ANTONIO CREEK ROAD (APN 059-040-008)
Mr. Wagner gave the staff report.

Director Fuller made a motion, seconded by Director Smith to approve and adopt Resolution No. 22-698 approving preliminary environmental review form, adopting findings, and authorizing filing of notice of exemption under CEQA for out-of-agency service agreement for 1330 San Antonio Creek Road (APN 059-040-008).

The motion carried by the following vote:

(22/12/2291)

AYES: 5 Majoewsky, Emerson, Rose, Fuller, Smith
NOES: None
ABSENT: None
ABSTAIN: None

5. APPROVAL OF OUT-OF-AGENCY SERVICE AGREEMENT FOR THE DIAZ-RIOS PROPERTY AT 1330 SAN ANTONIO CREEK ROAD (APN 059-440-008)
Mr. Wagner gave the staff report.

Director Smith made a motion, seconded by Director Rose to approve the out-of-agency service agreement for the Diaz-Rios property at 1330 San Antonio Creek Road (APN 059-440-008)

The motion carried by the following vote:

(22/12/2292)

AYES: 5 Majoewsky, Emerson, Rose, Fuller, Smith
NOES: None
ABSENT: None
ABSTAIN: None

6. GENERAL MANAGER'S REPORT
Mr. Wagner gave the report.

7. LEGAL COUNSEL'S REPORT

Mr. Battles reported on a case involving timekeeping and rounding to the nearest quarter hour that initially was ruled by the trial court to be okay. However, on appeal the court stated if a time keeping system is tracking minutes the employee must be paid for all minutes worked.

8. COMMITTEE/DIRECTORS' REPORTS AND APPROVAL/RATIFICATION OF DIRECTORS' ACTIVITIES

Director Smith – Reported on the Finance Committee meeting he attended.

Director Fuller – Reported on the Finance Committee meeting he attended.

Director Emerson – No report.

Director Rose – No report.

9. PRESIDENT'S REPORT

President Majoewsky – Reported on the Goleta Water District meeting he attended.

10. ITEMS FOR FUTURE MEETINGS

No Board action was taken to return with an item.

11. CORRESPONDENCE

The Board reviewed and discussed the list of correspondence to and from the District in the agenda.

12. APPROVAL OF BOARD COMPENSATION AND EXPENSES AND RATIFICATION OF CLAIMS PAID BY THE DISTRICT

Director Smith made a motion, seconded by Director Fuller, to ratify and approve the claims, for the period 12/06/22 to 12/19/22 as follows:

Running Expense Fund #4640	\$	229,281.17
Capital Reserve Fund #4650	\$	11,099.81
Depreciation Replacement Reserve Fund #4655	\$	38,567.43

The motion carried by the following vote:

(22/12/2293)

AYES: 5 Majoewsky, Emerson, Rose, Fuller, Smith
NOES: None
ABSENT: None

ABSTAIN: None

ADJOURNMENT

There being no further business, the meeting was adjourned at 7:50 p.m.

Steven T. Majoewsky
Governing Board President

Robert O. Mangus, Jr.
Governing Board Secretary

George W. Emerson

Sharon Rose

Edward Fuller

Jerry D. Smith

AGENDA ITEM #1

AGENDA ITEM: 1

MEETING DATE: January 3, 2023

I. NATURE OF ITEM

Consideration of Appointment of District President and President Pro Tem for Calendar Year 2023

II. BACKGROUND INFORMATION

In accordance with Resolution No.15-593, adopted by the Board on August 17, 2015, the office of President shall rotate on an annual basis among the five members of the Board. Such rotation was initially established in the order of seniority based on the number of years continuously served on the Board by the then current Board members. The President rotation for 2023 pursuant to Resolution 15-593 is shown below:

1. Director Emerson - President
2. Director Rose- President Pro Tem
3. Director Fuller
4. Director Smith
5. Director Majoewsky

III. COMMENTS AND RECOMMENDATIONS

In accordance with Resolution No.15-593 described above, the next in line for the office of President is Director Emerson, and the next in line for President Pro Tem is Director Rose. Staff recommends the Board consider and vote on the position of President and President Pro Tem in accordance with Resolution 15-593 or as the Board desires.

IV. REFERENCE MATERIAL

Resolution No.15-593

RESOLUTION NO. 15-593

RESOLUTION OF THE GOVERNING BOARD OF THE GOLETA SANITARY DISTRICT REPEALING RESOLUTION NO. 08-480 AND ESTABLISHING REVISED PROCEDURES FOR APPOINTMENT OF BOARD PRESIDENT AND PRESIDENT PRO TEM

WHEREAS, Health and Safety Code Section 6486 requires the Governing Board of the Goleta Sanitary District (the "District") to choose a President from among its members. Health and Safety Code Section 6488 provides that, in case of the absence or inability of the President to act, the Board shall choose a President Pro Tem.

WHEREAS, the District's Governing Board adopted Resolution No. 08-480 on November 17, 2008 setting forth procedures for the appointment of the Governing Board President and President Pro Tem.

WHEREAS, the Governing Board deems it to be in the District's best interests to revise its procedures relating to the appointment of the President to clarify the manner in which a newly elected or appointed Board member will be placed in the annual rotation to serve as Board President.

NOW, THEREFORE, be it resolved by the Governing Board of the Goleta Sanitary District as follows:

1. **Repeal of Resolution No. 08-480.** Resolution No. 08-480 adopted on November 17, 2008 is hereby repealed in its entirety and is replaced by the procedures set forth herein.

2. **Rotation of Presidency.** The office of President shall rotate on an annual basis among the five members of the Board. Such rotation was initially established in the order of seniority based on the number of years continuously served on the Board by the then current Board members. When a new member is elected to the Board, such new member shall be placed at the end of the rotation as of the second meeting in January following such election, immediately after the new President assumes office. When a new member is appointed to the Board, the Board shall determine by a majority vote of a quorum as soon as reasonably feasible, but prior to January of the upcoming year, the timing for the placement of such new member at the end of the rotation. In making said determination, the Board shall take into consideration (i) the date of the new member's appointment, (ii) the time that is expected to elapse before the new member is eligible to serve as President, and (iii)

such other factors as the Board deems appropriate. A former Board member shall be considered a new member if he or she is elected or appointed to the Board after a break in service due to the fact that such member previously resigned or was not reelected. In the event two or more new members of the Board are elected or appointed at the same time, their placement relative to each other at the end of the rotation as provided above shall be determined by random selection.

The intent of the Board in adopting the forgoing procedures is that a new member will not serve as President until all existing members who desire to serve as President shall have served an annual term as President following the election or appointment of the new member. Exceptions to the procedures set forth above may be made on a case by case basis in the sole discretion of the Board to address unique circumstances and to achieve said intent.

3. **Date for Assuming Office.** Each year the new President shall be confirmed by a majority vote of a quorum of the Board at its first meeting in January and said new President shall assume office as of the second meeting in January. No Board member shall be required to serve as President against his or her wishes.

4. **President Pro Tem.** In case of the absence or inability of the President to act, the President Pro Tem shall be the Board member who is scheduled to serve as the President during the next annual rotation.

5. **Vacancy in Presidency.** In the event the position of Board President becomes vacant due to resignation, death, removal or other circumstances, the President Pro Tem, as determined under Section 4 above, shall become the new President (the "Successor President") as of the effective date of the vacancy. In such event, the Board shall determine by a majority vote of a quorum as soon as reasonably feasible, but prior to January of the upcoming year, whether (i) the Successor President shall continue as the President for the next annual term commencing on the second meeting in January of the upcoming year, or (ii) the Board member who is scheduled to serve next in the annual rotation after the Successor President shall become the President for the upcoming year. In making said determination, the Board shall take into consideration (a) the number of Board meetings at which the Successor President presided as President Pro Tem prior to the vacancy in the Presidency, (b) the number of Board meetings at which the Successor President will preside after filling the vacancy, and (c) such other factors as the Board deems appropriate.


PASSED AND ADOPTED this 17th day of August, 2015, by the following vote of the Governing Board of the Goleta Sanitary District:

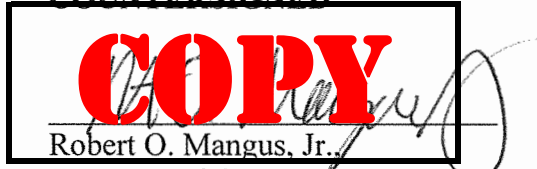
AYES: Emerson, Rose, Smith, Fox

NOES: None

ABSTENTIONS: None

ABSENT: Majoewsky

COPY

George W. Emerson,
President of the Governing Board

COUNTERSIGNED
COPY

Robert O. Mangus, Jr.
Secretary of the Governing Board

AGENDA ITEM #2

AGENDA ITEM: 2

MEETING DATE: January 6, 2023

I. NATURE OF ITEM

Presentation on the State Water Board Sanitary Sewer Systems Waste Discharge Requirements (WDR) General Order Reissuance

II. BACKGROUND INFORMATION

The Goleta Sanitary District (District), as owners and operators of a public sewer system, is subject to the State Water Board Sanitary Sewer Systems Waste Discharge Requirements General Order (WDR). The WDR is the basis for the District Sewer System Management Plan and the Sewer Overflow Emergency Response Plan. The WDR was originally issued in 2006 and updated in 2013 for monitoring and reporting requirements of sewer overflows. Another reissuance/update was originally scheduled for 2018-19 but had been delayed due to COVID related concerns. Now that the WDR update has been formally approved, the District must ensure that the new requirements are met.

III. COMMENTS AND RECOMMENDATIONS

District Collection System Manager Luis Astorga will present a summary of the State Water Board WDR General Order Reissuance which was adopted on December 6, 2022. This presentation will focus on the steps taken by District staff to date and the future actions required to meet the State Water Board WDR implementation milestones and to keep the District in compliance with the State Water Board Order.

This report is for information purposes only. As such, no formal Board action is required at this time.

IV. REFERENCE MATERIAL

State Water Board Summary Report on General Order WQ 2022-0103-DWQ

State Water Resources Control Board Sanitary Sewer Systems Waste Discharge Requirements (WDR) General Order Reissuance of December 6, 2022

INTRODUCTION AND BACKGROUND

In May 2006, the State Water Resources Control Board (State Water Board or SWB) adopted the first Statewide Sanitary Sewer System Waste Discharge Requirements General Order (WDR) 2003-0003-DWQ. Prior to 2006, reporting of sewer systems overflows were regulated through the NPDES permit and Regional Water Quality Control Board directives. Overflows of less than 1,000 gallons which did not affect waterways were not required to be reported. The 2006 order mandated an eleven (11) element Sewer System Management Program (SSMP) for the efficient management, operation, and maintenance of sewer collection systems and the requirement to have a sewer overflow response plan to minimize and mitigate sewer overflows. The District had previously implemented many of the 2006 requirements which allowed the District to be adopt its first SSSMP in November 2007, well ahead of the 2009 initial elements and 2011 full implementation deadlines.

In 2013, the State Water Board issued a revised Monitoring and Reporting Program which increased sewer spill categories from two to three and revised response notifications.

In 2017, State Water Board staff began outreach efforts for the development of a WDR order reissuance through a series of public workshops.

In 2019, a draft order was issued and public workshops and meetings with stakeholder groups were conducted to gather feedback. COVID restrictions delayed the update process until January 2022 when the SWB issued an informal draft WDR order and public workshops were held to gather additional input.

The draft WDR order was reissued in November 2022 and adopted on December 6, 2022 as General Order 2022-0103-DWQ. The December 6, 2022 WDR is a seventy-nine (79) page document vs the 2006 WDR being a twenty (20) page document.

The major changes of the WDR include the following:

- Revision of the Overflow Emergency Response Plan
- Revision to audit and SSMP content and update schedules
- Expanded SSMP requirements to address system specific resiliency from climate change, sea level rise, earthquakes and fires and other local impacts
- Coordination with stormwater, water purveyors and other utilities for emergency spill response and impact mitigation

Enhanced condition assessment and long-range CIP planning, project funding, annual reporting
GIS system mapping requirements

WDR REVIEW AND INPUT FROM PUBLIC AGENCIES

During the 2017-2022 draft WDR review period, District staff was active with the Clean Water Summit Partners efforts to facilitate input from member agencies to SWB staff during the update process. The Clean Water Summit Partners is comprised of California Association of Sanitary Agencies (CASA), California Water Environment Association (CWEA), Bay Area Clean Water Agencies (BACWA), Central Valley Clean Water Association (CVCWA) and Southern California Alliance of Publicly Owned Treatment Works (SCAP). This coalition maximized member agency participation via monthly and quarterly Zoom meetings, CWEA and CASA conference workshops, State Water Board public hearings and local regional classes, such as the one hosted by the District in October of 2022, in the review process. As a result of these efforts, many unfavorable draft proposals were modified or removed from the adopted Order. Some of these proposals include:

20-year budget information for Capital Improvement Projects within the SSMP

Rewrite of the current SSMP format and expansion into eighteen (18) elements from the current and adopted eleven (11) elements

The Reissuance of the WDR as a NPDES permit

Revisions to findings of the WDR addressing exfiltration and words to the effect that most sewer systems leak into the environment and such leakage should be considered a spill and treated accordingly

Inclusion of root control into the FOG Program element as a blockage control measure rather than in the O&M element

Spill reporting items such as GPS coordinates of the extent of a spill into a body of water, unquantifiable water quality testing such as temperature, clarity, pH and connectivity of wildlife impacts to the spill event

The proposed WDR has also been reviewed and commented upon by other stakeholders such as the Regents of the University of California, Department of Defense, Department of Corrections, San Francisco Public Utilities Commission and environmental non-governmental organizations (NGOs).

DISTRICT EFFORTS AND ACTION ITEMS NEEDED FOR COMPLIANCE

The WDR includes the requirement to evaluate and assess the condition of the entire collection system and to provide a comprehensive Capital Improvement Program schedule to address the identified deficiencies as opposed to the 2006 WDR which had that requirement for those sections prone to overflows and maintenance issues. The District 2020-21 CCTVI project completed the full inspection of the collection system. This project was the culmination of a four-year effort to have all CCTVI inspection data for the entire collection system in a NASSCO compliant format. This allowed Hazen & Sawyer to complete the evaluation and assessment of the entire sewer system and to update the Asset Management Program and a ten-year Capital Improvement Program. The recurring District maintenance and CIP efforts have kept the collection system in an efficiently operating manner so that all of the identified deficiencies meeting rehabilitation guidelines (Condition 3 or worse) are scheduled for completion within an eight-year time line. In 2022, the District contracted with Innovyze to complete a hydraulic model update which verified that the sewer system is well within design capacity. The entire Asset Management Program is publicly accessible on the District website.

The Overflow Emergency Response Plan is renamed the Spill Emergency Response Plan (SERP). This is currently under revision. The compliance deadline is June 4, 2023 (within 6 months of order adoption date). We anticipate having a revised SERP by that deadline.

The WDR requirement to implement a training program for spill response, monitoring and reporting is part of the Competency Based Training Program begun in 2019-20. While the COVID related restrictions hindered the initial CBT development and implementation, we are currently reviewing the last two items of the Collection System program with DKF Solutions staff and we should be completed by early January if not sooner. This training will be incorporated into the new SSMP. Staff is currently reviewing proposals from DKF to expand the current CBT program.

The District GIS mapping system is up to date and includes links to record drawings and easement documents for the sewer facilities. Pipe and manhole installation dates, pipe size, material and depth are readily available. Parcel owner information is linked to the Santa Barbara County Assessors Office as is parcel information relating to acreage size, title documents and other information which facilitates annexations and sewer service requests. O&M information such as recent root foaming, priority areas and lines susceptible to toilet blow outs are added as layers for routine staff use. The WDR requirement to update a District GIS map can be done as soon as the SWB CIWQS site is prepared to accept the upload.

Annual reports with graphs and statistics which depict sewer spill locations, volumes and trends are required to be uploaded into CIWQS. These reports already being completed as part of the annual CS presentation to the Board and have historically been minimal to begin with.

The January 2021 District adoption of the current SSMP has provided us with a time frame that extends to August, 2025 in which to renew the SSMP with the revisions completed as of that date. Fully compliance with all WDR requirements is required by 2030-31. Much of this work is coordination with other local agencies, expansion of existing programs and restructuring of the existing SSMP. Full compliance with all WDR requirements is anticipated to be completed well within the August 2025 SSMP revision date.

District involvement in the Clean Water Summit Partners effort has allowed staff to keep abreast of the evolving changes of the SWB requirements and to successfully begin implementation of the adopted WDR order in a timely manner. District funding policies and practices have resulted in a successful long term CIP program. Historical O&M programs originally implemented by former staff and expanded into their current formats have continually kept the District at near zero sewer spill rates. Continued forward thinking procedures and pro-active policies by current staff and District Board will keep the District fully compliant with the intent and the requirements of the reissued WDR order.

GENERAL MANAGER'S REPORT

GOLETA SANITARY DISTRICT GENERAL MANAGER'S REPORT

The following summary report describes the District's activities from December 20, 2022, through January 6, 2023. It provides updated information on significant activities under three major categories: Collection System, Treatment/Reclamation and Disposal Facilities, and General and Administration Items.

1. COLLECTION SYSTEM REPORT

LINES CLEANING

Staff has been conducting priority areas lines cleaning in various areas throughout the District.

CCTV INSPECTION

Staff has been conducting routine Closed-Circuit Television (CCTV) inspections in the area of N. Turnpike Road and Cathedral Oaks Road.

REPAIR AND MAINTENANCE

Staff fabricated various tools for the removal for grit and roots from manholes during lines cleaning operations. Staff replaced the engine oil on the Silverado truck. Staff has completed annual maintenance on various equipment used for easement clearing and manhole raising.

COMPETENCY BASED TRAINING

Staff continues to work with DKF Solutions to complete the two (2) remaining items of the Collection System Competency Based Training (CBT) Program.

COLLECTION SYSTEM MAINTENANCE TECHNICIAN I POSITION

Fabian Torres has begun employment as Collection System Maintenance Technician I, Tuesday January 3, 2023 was his first day.

STATE WATER BOARD WASTE DISCHARGE REQUIREMENTS (WDR) UPDATE

Staff will provide an update on the State Water Board WDR as a separate agenda item.

2. TREATMENT, RECLAMATION AND DISPOSAL FACILITIES REPORT

Plant flows decreased to an average of 3.6 million gallons per day (MGD) over the holiday break at UCSB. The demand for reclaimed water continues to decrease due to cooler temperatures and rain events. Also, due to the recent rain events we did not have the peracetic acid on long enough to get enough information to determine if it would be helpful. The Reclamation Plant is still offline due to the continuing rain events. High concentrations and loadings during the weekends continue to cause intermittent challenges and various levels of plant interference.

We sent plant-wide sampling to an outside lab to get a better baseline on what is happening with the quaternary ammonia compounds (QACs) and surfactants. On 1-3-2023 we sent our second sampling session to the lab. After the Knife Gate replacement, we will bring the Nanobubbler at the Headworks back online.

The Influent Pump Station Rehabilitation project submittal and procurement process is still ongoing due to supply chain issues. The Effluent Knife Gate replacement at the Lift Station will be taking place overnight on January 5, 2023 through January 6, 2023. GSE Construction is the company for the replacement and will be on site all week. There will be Operations staff on site during the shutdown.

Maintenance staff continue repairing the heat loop leaks and air valves at the Lift Station, installing the air compressor for the weld shop, and performing general plant maintenance.

INDUSTRIAL WASTE SOURCE CONTROL PROGRAM 2023-01-06

Wastewater Discharge Permit Renewal Stickers have been sent to industrial users who have submitted renewal applications and the 2023 renewal fees.

Staff will attend the 50th Annual *Pretreatment, Pollution Prevention and Stormwater*, P3S, Conference January 30 – February 1, 2023 in Monterey.

3. GENERAL AND ADMINISTRATIVE ITEMS

Financial Report

The District account balances as of January 6, 2023 shown below are approximations to the nearest dollar and indicate the overall funds available to the District at this time.

Operating Checking Accounts:	\$ 4,079,142
Investment Accounts:	\$ 33,629,905
Total District Funds:	\$ 37,709,047

The following transactions are reported herein for the period 12/20/22 – 01/06/23

Regular, Overtime, Cash-outs and Net Payroll:	\$ 129,985
Claims:	\$ 797,579
Total Expenditures:	\$ 927,564
Total Deposits:	\$ 5,506,005

Transfers of funds:

LAIF to Community West Bank Operational (CWB):	\$ - 0 -
CWB Operational to CWB Money Market:	\$ - 0 -
CWB Money Market to CWB Operational:	\$ - 0 -
CWB Operational to CA-Class Investment Account	\$ 1,000,000

The District's investments comply with the District's Investment Policy adopted per Resolution No. 16-606. The District has adequate funds to meet the next six months of normal operating expenses.

Local Agency Investment Fund (LAIF)

LAIF Monthly Statement – December, 2022
LAIF Quarterly Report – Previously submitted.
PMIA/LAIF Performance – Previously submitted.
PMIA Effective Yield – Previously submitted.

CA-Class Investment Account

CA-Class Investment Account – December, 2022

Community West Bank (CWB)

CWB Money Market Account – December, 2022

Deferred Compensation Accounts

CalPERS 457 Deferred Compensation Plan – Previously submitted
Lincoln 457 Deferred Compensation Plan – Previously submitted

Personnel

A verbal update will be provided at the meeting.

California State Treasurer
Fiona Ma, CPA



Local Agency Investment Fund
P.O. Box 942809
Sacramento, CA 94209-0001
(916) 653-3001

January 03, 2023

[LAIF Home](#)
[PMIA Average Monthly Yields](#)

GOLETA SANITARY DISTRICT

GENERAL MANAGER
ONE WILLIAM MOFFETT PLACE
GOLETA, CA 93117

[Tran Type Definitions](#)


Account Number: 70-42-002

December 2022 Statement

Account Summary

Total Deposit:	0.00	Beginning Balance:	2,038,574.25
Total Withdrawal:	0.00	Ending Balance:	2,038,574.25

RETURN SERVICE REQUESTED

 GOLETA SANITARY DISTRICT
 MONEY MARKET
 1 WILLIAM MOFFETT PL
 GOLETA CA 93117-3901


Summary of Accounts

Account Type	Account Number	Ending Balance
PUBLIC AGENCY-MMDA	XXXXXXXX5554	\$30,591,100.07

PUBLIC AGENCY-MMDA - XXXXXXXX5554

Account Summary

Date	Description	Amount		
12/01/2022	Beginning Balance	\$30,543,076.31	Average Ledger Balance	\$30,543,076.31
	1 Credit(s) This Period	\$48,023.76		
	0 Debit(s) This Period	\$0.00		
12/30/2022	Ending Balance	\$30,591,100.07		

Account Activity

Post Date	Description	Debits	Credits	Balance
12/01/2022	Beginning Balance			\$30,543,076.31
12/30/2022	INTEREST AT 1.9130 %		\$48,023.76	\$30,591,100.07
12/30/2022	Ending Balance			\$30,591,100.07

Daily Balances

Date	Amount
12/30/2022	\$30,591,100.07



Summary Statement

December 31, 2022

Page 1 of 3

Investor ID: CA-01-0030

0000029-0000104 PDF 488782

Goleta Sanitary District
1 William Moffett Place
Goleta, CA 93117

California CLASS

California CLASS

Average Monthly Yield: 4.1873%

		Beginning Balance	Contributions	Withdrawals	Income Earned	Income Earned YTD	Average Daily Balance	Month End Balance
CA-01-0030-0001	Goleta Sanitary District	0.00	1,000,000.00	0.00	230.19	230.19	96,789.04	1,000,230.19
TOTAL		0.00	1,000,000.00	0.00	230.19	230.19	96,789.04	1,000,230.19



Account Statement

December 31, 2022

Page 2 of 3

Account Number: CA-01-0030-0001

Goleta Sanitary District

Account Summary

Average Monthly Yield: 4.1873%

	Beginning Balance	Contributions	Withdrawals	Income Earned	Income Earned YTD	Average Daily Balance	Month End Balance
California CLASS	0.00	1,000,000.00	0.00	230.19	230.19	96,789.04	1,000,230.19

Transaction Activity

Transaction Date	Transaction Description	Contributions	Withdrawals	Balance	Transaction Number
12/29/2022	Contribution	1,000,000.00			276
12/31/2022	Income Dividend Reinvestment	230.19			
12/31/2022	Ending Balance			1,000,230.19	



California CLASS

California CLASS

Date	Dividend Rate	Daily Yield
12/01/2022	0.000110047	4.0168%
12/02/2022	0.000333121	4.0530%
12/03/2022	0.000000000	4.0530%
12/04/2022	0.000000000	4.0530%
12/05/2022	0.000110311	4.0264%
12/06/2022	0.000110551	4.0351%
12/07/2022	0.000110575	4.0360%
12/08/2022	0.000110969	4.0504%
12/09/2022	0.000333558	4.0583%
12/10/2022	0.000000000	4.0583%
12/11/2022	0.000000000	4.0583%
12/12/2022	0.000111346	4.0641%
12/13/2022	0.000110488	4.0328%
12/14/2022	0.000109996	4.0149%
12/15/2022	0.000112650	4.1117%
12/16/2022	0.000347478	4.2276%
12/17/2022	0.000000000	4.2276%
12/18/2022	0.000000000	4.2276%
12/19/2022	0.000118709	4.3329%
12/20/2022	0.000119933	4.3776%
12/21/2022	0.000119860	4.3749%
12/22/2022	0.000120240	4.3887%
12/23/2022	0.000481956	4.3979%
12/24/2022	0.000000000	4.3979%
12/25/2022	0.000000000	4.3979%
12/26/2022	0.000000000	4.3979%
12/27/2022	0.000121324	4.4283%
12/28/2022	0.000116488	4.2518%
12/29/2022	0.000116516	4.2528%
12/30/2022	0.000230188	4.2009%
12/31/2022	0.000000000	4.2009%

Performance results are shown net of all fees and expenses and reflect the reinvestment of dividends and other earnings. Many factors affect performance including changes in market conditions and interest rates and in response to other economic, political, or financial developments. Investment involves risk including the possible loss of principal. No assurance can be given that the performance objectives of a given strategy will be achieved. **Past performance is no guarantee of future results. Any financial and/or investment decision may incur losses.**

Performance Update

MultiFund

Quoted performance data represents past performance. Past performance does not guarantee nor predict future performance. Current performance may be lower or higher than the performance data quoted. Please keep in mind that double-digit returns are highly unusual and cannot be sustained.

Variable products are sold by prospectus. Consider the investment objectives, risks, charges, and expenses of the variable product and its underlying investment options carefully before investing. The prospectus contains this and other information about the variable product and its underlying investment options. Please review the prospectus available online for additional information. Read it carefully before investing.

Investment return and principal value of an investment will fluctuate so that an investor's unit values, when redeemed, may be worth more or less than their original cost.

Monthly hypothetical performance adjusted for contract fees *

Investment Options	Inception Date	Change from Previous Day 12/30/2022	YTD as of 12/30/2022	YTD as of 11/30/2022	Average Annual Total Return (%) as of 11/30/2022							
					1 Mo	3 Mo	1 Yr	3 Yr	5 Yr	10 Yr	Since Incep.	
Risk Managed												
Fidelity® VIP Freedom 2055 Portfolio SM - Service Class ^{5, 9}	RM	04/11/2019	-0.73	-19.17	-15.97	9.31	3.90	-12.84	6.13	N/A	N/A	7.05
Fidelity® VIP Freedom 2060 Portfolio SM - Service Class ^{5, 9}	RM	04/11/2019	-0.65	-19.08	-15.92	9.29	3.93	-12.84	6.16	N/A	N/A	7.08
Maximum Capital Appreciation												
DWS Alternative Asset Allocation VIP Portfolio - Class A ^{1, 4, 5, 6, 7}	MCA	02/02/2009	-0.23	-8.34	-6.93	3.69	-1.30	-3.89	3.58	2.25	1.64	3.94
LVIP Baron Growth Opportunities Fund - Service Class ^{2, 10}	MCA	10/01/1998	-0.65	-26.57	-21.26	6.08	9.39	-17.74	7.42	9.56	11.05	10.38

Performance Update

MultiFund

Monthly hypothetical performance adjusted for contract fees *

Investment Options		Inception Date	Change from Previous Day 12/30/2022	YTD as of 12/30/2022	YTD as of 11/30/2022	Average Annual Total Return (%) as of 11/30/2022						Since Incep.
						1 Mo	3 Mo	1 Yr	3 Yr	5 Yr	10 Yr	
LVIP Delaware SMID Cap Core Fund - Standard Class ^{2, 3, 10}	MCA	07/12/1991	-0.44	-14.59	-9.64	5.28	4.60	-5.72	7.02	6.20	10.24	8.89
LVIP SSGA Emerging Markets 100 Fund - Standard Class ^{1, 10, 22}	MCA	06/18/2008	-0.42	-12.71	-11.99	15.27	2.09	-9.06	0.59	-1.66	0.05	1.51
LVIP SSGA Small-Cap Index Fund - Standard Class ^{2, 10, 21}	MCA	04/18/1986	-0.28	-21.57	-16.01	2.23	2.36	-14.23	4.93	3.96	8.58	6.64
LVIP T. Rowe Price Structured Mid-Cap Growth Fund - Standard Class ^{2, 10}	MCA	02/03/1994	-0.45	-25.28	-20.37	5.36	2.78	-19.48	5.95	8.94	11.78	6.60
Long Term Growth												
American Funds Global Growth Fund - Class 2 ¹	LTG	04/30/1997	-0.64	-25.49	-22.81	10.67	5.15	-20.62	6.02	6.80	9.71	8.38
American Funds Growth Fund - Class 2	LTG	02/08/1984	-0.19	-30.63	-25.39	5.24	0.73	-24.58	11.85	11.82	13.53	11.46
American Funds International Fund - Class 2 ¹	LTG	05/01/1990	-0.91	-21.57	-18.25	12.59	5.60	-16.58	-2.24	-0.90	3.62	5.88
Delaware VIP Small Cap Value ^{2, 3}	LTG	12/27/1993	-0.46	-13.23	-7.47	5.12	7.15	-1.96	7.12	4.22	8.84	8.94
Fidelity® VIP Contrafund® Portfolio - Service Class	LTG	01/03/1995	-0.19	-27.12	-22.49	5.38	2.29	-20.81	9.00	8.93	10.94	9.84
Fidelity® VIP Growth Portfolio - Service Class	LTG	10/09/1986	-0.27	-25.27	-20.24	5.20	-0.29	-19.42	12.75	12.63	14.24	9.55
LVIP BlackRock Global Real Estate Fund - Standard Class ^{1, 2, 9, 10, 13}	LTG	04/30/2007	-0.44	-29.35	-26.63	7.98	-4.10	-22.79	-3.20	0.55	2.73	0.18
LVIP Delaware Mid Cap Value Fund - Standard Class ^{2, 3, 10}	LTG	12/28/1981	-0.30	-9.78	-5.56	5.24	5.91	1.16	7.92	6.05	10.35	10.19
LVIP Dimensional U.S. Core Equity 1 Fund - Standard Class ¹⁰	LTG	12/28/1981	-0.28	-16.09	-11.02	5.60	4.84	-6.83	10.04	9.11	11.62	9.57
LVIP Mondrian International Value Fund - Standard Class ^{1, 10}	LTG	05/01/1991	-0.53	-11.64	-10.36	13.27	7.45	-6.16	-1.17	-0.82	3.01	4.79

Performance Update

MultiFund

Monthly hypothetical performance adjusted for contract fees *

Investment Options		Inception Date	Change from Previous Day 12/30/2022	YTD as of 12/30/2022	YTD as of 11/30/2022	Average Annual Total Return (%) as of 11/30/2022						Since Incep.
						1 Mo	3 Mo	1 Yr	3 Yr	5 Yr	10 Yr	
LVIP SSGA International Index Fund - Standard Class ^{1, 10, 21, 23}	LTG	04/30/2008	-0.54	-15.17	-13.73	13.62	8.77	-9.63	1.40	1.05	3.85	0.92
LVIP SSGA S&P 500 Index Fund - Standard Class ^{10, 21, 24}	LTG	05/01/2000	-0.25	-19.12	-14.08	5.48	3.32	-10.32	9.52	9.60	11.94	5.36
LVIP Vanguard Domestic Equity ETF Fund - Service Class ^{5, 6}	LTG	04/29/2011	-0.26	-19.75	-14.77	5.20	3.20	-11.26	8.70	8.85	10.97	9.64
LVIP Vanguard International Equity ETF Fund - Service Class ^{1, 5, 6}	LTG	04/29/2011	-1.00	-17.66	-15.81	12.97	5.02	-12.88	0.88	0.37	3.36	1.89
MFS® VIT Utilities Series - Initial Class ¹³	LTG	01/03/1995	-0.85	-0.25	1.04	7.27	-0.28	8.10	7.32	7.96	7.93	9.93
Growth and Income												
American Funds Growth-Income Fund - Class 2	GI	02/08/1984	-0.22	-17.32	-13.90	6.18	4.89	-9.54	6.92	7.84	11.01	9.74
Fidelity® VIP Freedom 2020 Portfolio SM - Service Class ^{5, 8}	GI	04/26/2005	-0.52	-16.67	-14.62	6.53	0.85	-12.94	2.43	3.30	5.25	4.93
Fidelity® VIP Freedom 2025 Portfolio SM - Service Class ^{5, 8}	GI	04/26/2005	-0.51	-17.34	-15.07	7.07	1.32	-13.20	2.99	3.74	6.02	5.43
Fidelity® VIP Freedom 2030 Portfolio SM - Service Class ^{5, 8}	GI	04/26/2005	-0.51	-17.77	-15.36	7.54	1.82	-13.24	3.74	4.32	6.75	5.71
Fidelity® VIP Freedom 2035 Portfolio SM - Service Class ^{5, 8}	GI	04/08/2009	-0.62	-18.57	-15.76	8.43	2.92	-13.11	5.10	5.22	7.72	9.96
Fidelity® VIP Freedom 2040 Portfolio SM - Service Class ^{5, 8}	GI	04/08/2009	-0.65	-19.12	-16.01	9.15	3.75	-12.92	6.10	5.81	8.08	10.30
Fidelity® VIP Freedom 2045 Portfolio SM - Service Class ^{5, 8}	GI	04/08/2009	-0.64	-19.12	-15.92	9.32	3.95	-12.83	6.13	5.83	8.16	10.38
Fidelity® VIP Freedom 2050 Portfolio SM - Service Class ^{5, 8}	GI	04/08/2009	-0.66	-19.17	-15.95	9.27	3.94	-12.83	6.13	5.82	8.20	10.48

Performance Update

MultiFund

Monthly hypothetical performance adjusted for contract fees *

		Average Annual Total Return (%) as of 11/30/2022										
Investment Options		Inception Date	Change from Previous Day 12/30/2022	YTD as of 12/30/2022	YTD as of 11/30/2022	1 Mo	3 Mo	1 Yr	3 Yr	5 Yr	10 Yr	Since Incep.
LVIP Delaware REIT Fund - Standard Class ^{2, 3, 9, 10, 13}	GI	05/04/1998	-0.55	-26.05	-22.22	4.92	-3.53	-15.22	-1.22	2.37	5.07	6.88
LVIP Delaware Value Fund - Standard Class ^{3, 10}	GI	07/28/1988	-0.15	-4.18	-0.82	5.16	8.69	6.90	7.25	6.92	10.11	7.87
LVIP Delaware Wealth Builder Fund - Standard Class ^{3, 4, 10}	GI	08/03/1987	-0.32	-12.09	-9.81	5.13	2.69	-6.98	1.94	2.53	4.81	5.65
LVIP JPMorgan Retirement Income Fund - Standard Class ^{3, 4, 10}	GI	04/27/1983	-0.31	-14.19	-12.38	4.37	0.66	-10.94	0.23	1.33	3.01	6.08
Income												
LVIP BlackRock Inflation Protected Bond Fund - Standard Class ^{1, 10, 14}	I	04/30/2010	-0.07	-5.65	-4.49	1.45	-2.06	-4.30	1.18	1.50	-0.13	1.34
LVIP Delaware Bond Fund - Standard Class ^{3, 10, 14}	I	12/28/1981	-0.36	-14.56	-14.00	4.00	-2.19	-14.23	-3.16	-0.64	0.21	5.93
LVIP Delaware Diversified Floating Rate Fund ^{3, 10, 14, 15, 16}	I	04/30/2010	0.01	-1.16	-1.58	0.71	0.24	-1.54	-0.68	0.00	-0.08	0.09
LVIP Delaware Diversified Income Fund - Standard Class ^{3, 10, 14}	I	05/16/2003	-0.32	-14.71	-14.22	4.27	-2.03	-14.22	-2.69	-0.40	0.40	3.22
LVIP Delaware High Yield Fund - Standard Class ^{3, 10, 14, 17}	I	07/28/1988	0.07	-12.29	-11.29	1.83	-0.08	-9.66	-0.10	1.32	2.46	5.13
LVIP Global Income Fund - Standard Class ^{1, 10, 11, 14}	I	05/04/2009	0.17	-15.98	-15.95	5.69	-0.49	-16.39	-5.83	-2.37	-1.43	0.73
LVIP SSGA Bond Index Fund - Standard Class ^{10, 14, 21}	I	04/30/2008	-0.41	-14.31	-13.60	3.59	-2.39	-14.02	-3.82	-1.08	-0.25	1.21
PIMCO VIT Total Return Portfolio - Administrative Class ^{14, 22}	I	12/31/1997	-0.30	-15.15	-15.01	3.62	-2.94	-15.09	-3.78	-1.06	-0.06	3.31
Risk Managed - Asset Allocation												

Performance Update

MultiFund

Monthly hypothetical performance adjusted for contract fees *

Investment Options	Inception Date	Change from Previous Day 12/30/2022	YTD as of 12/30/2022	YTD as of 11/30/2022	Average Annual Total Return (%) as of 11/30/2022							
					1 Mo	3 Mo	1 Yr	3 Yr	5 Yr	10 Yr	Since Incep.	
LVIP Global Conservative Allocation Managed Risk Fund - Standard Class ^{1, 4, 5, 10, 19}	RMAA	05/03/2005	-0.23	-16.24	-15.27	3.08	-1.05	-13.96	-1.07	0.71	2.68	3.76
LVIP Global Growth Allocation Managed Risk Fund - Standard Class ^{1, 4, 5, 10, 19}	RMAA	05/03/2005	-0.23	-19.49	-17.09	4.09	0.61	-14.75	-0.32	0.79	3.17	3.50
LVIP Global Moderate Allocation Managed Risk Fund - Standard Class ^{1, 4, 5, 10, 19}	RMAA	05/03/2005	-0.22	-18.20	-16.25	3.57	-0.25	-14.27	-0.58	0.72	2.91	3.68
LVIP SSGA Global Tactical Allocation Managed Volatility Fund - Standard Class ^{1, 4, 5, 10, 12}	RMAA	05/03/2005	-0.40	-15.18	-12.89	5.73	2.17	-10.57	1.62	1.58	2.98	3.06
Preservation of Capital												
LVIP Government Money Market Fund - Standard Class ^{10, 20}	PC	01/07/1982	0.02	0.29	0.07	0.18	0.40	-0.01	-0.54	-0.10	-0.50	2.61
Asset Allocation												
LVIP BlackRock Global Allocation Fund - Standard Class ^{1, 4, 10}	AsA	04/26/2019	-0.20	-16.22	-13.78	5.75	1.96	-11.59	3.49	N/A	N/A	4.31
LVIP T. Rowe Price 2020 Fund (Standard Class) ^{5, 8, 10}	AsA	05/01/2007	-0.37	-16.02	-14.24	4.62	0.51	-12.59	2.25	3.05	3.95	3.15
LVIP T. Rowe Price 2030 Fund (Standard Class) ^{5, 8, 10}	AsA	05/01/2007	-0.40	-17.70	-14.81	6.23	2.14	-12.61	3.80	4.02	4.67	3.41
LVIP T. Rowe Price 2040 Fund (Standard Class) ^{5, 8, 10}	AsA	05/01/2007	-0.42	-18.56	-14.95	7.23	3.64	-12.19	5.28	4.99	5.42	3.43
LVIP T. Rowe Price 2050 Fund (Standard Class) ^{5, 8, 10}	AsA	04/29/2011	-0.41	-18.76	-15.00	7.45	4.04	-12.05	5.71	5.42	6.07	4.42
LVIP T. Rowe Price 2060 Fund - Standard Class ^{5, 8, 10}	AsA	04/30/2020	-0.41	-18.69	-14.87	7.50	4.07	-11.86	N/A	N/A	N/A	11.73
Risk Managed - US Large Cap												

Performance Update

MultiFund

Monthly hypothetical performance adjusted for contract fees *

Investment Options		Inception Date	Change from Previous Day 12/30/2022	YTD as of 12/30/2022	YTD as of 11/30/2022	Average Annual Total Return (%) as of 11/30/2022						Since Incep.
						1 Mo	3 Mo	1 Yr	3 Yr	5 Yr	10 Yr	
LVIP BlackRock Dividend Value Managed Volatility Fund - Standard Class ^{10, 11, 12}	RMUSL	02/03/1994	-0.29	-3.25	0.30	5.38	6.02	6.17	7.91	5.71	6.65	6.62
LVIP Blended Large Cap Growth Managed Volatility Fund - Standard Class ^{10, 11, 12}	RMUSL	02/03/1994	-0.29	-27.46	-23.26	2.59	-0.26	-20.68	7.70	6.64	8.10	6.46
Risk Managed - US Mid Cap												
LVIP Blended Mid Cap Managed Volatility Fund - Standard Class ^{2, 10, 11, 12}	RMUSM	05/01/2001	-0.52	-24.33	-20.92	3.52	1.06	-19.18	4.38	6.72	6.49	3.92
LVIP JPMorgan Select Mid Cap Value Managed Volatility Fund - Standard Class ^{2, 10, 11, 12}	RMUSM	05/01/2001	-0.43	-10.07	-6.20	4.57	4.31	-0.49	7.41	4.09	6.14	5.89
Risk Managed - Global/International												
LVIP Franklin Templeton Global Equity Managed Volatility Fund - Standard Class ^{1, 10, 11, 12}	RMGI	08/01/1985	-0.34	-12.93	-9.95	6.54	6.19	-5.71	6.26	3.40	4.44	6.76
LVIP SSGA International Managed Volatility Fund - Standard Class ^{1, 5, 10, 12}	RMGI	12/31/2013	-0.53	-17.66	-16.33	12.44	8.26	-12.36	-2.54	-1.45	N/A	-0.53
ESG/Socially Conscious												
AB VPS Sustainable Global Thematic Portfolio - Class B ¹	ESC	01/11/1996	-0.63	-27.89	-24.53	9.76	3.20	-23.03	9.02	7.76	9.69	5.26
LVIP Delaware Social Awareness Fund - Standard Class ^{3, 10, 18}	ESC	05/02/1988	-0.32	-20.51	-15.61	5.20	2.78	-12.43	8.73	9.34	11.53	9.57

* These returns are measured from the inception date of the fund and predate its availability as an investment option in the variable annuity (separate account). This hypothetical representation depicts how the investment option would have performed had the fund been available in the variable annuity during the time period. It includes deductions for the M&E charge and the contract administrative fee. If selected above, the cost for the i4LIFE® Advantage feature or a death benefit will be reflected. The cost for other riders with quarterly charges is not reflected. No surrender charge and no annual contract charge is reflected.

Performance Update

1: International

Investing internationally involves risks not associated with investing solely in the United States, such as currency fluctuation, political or regulatory risk, currency exchange rate changes, differences in accounting and the limited availability of information.

2: Small & Mid Cap

Funds that invest in small and/or midsize company stocks may be more volatile and involve greater risk, particularly in the short term, than those investing in larger, more established companies.

3: Macquarie Investment Management

Investments in Delaware VIP Series, Delaware Funds, Ivy Variable Insurance Portfolios, Ivy Funds, LVIP Delaware Funds or Lincoln Life accounts managed by Macquarie Investment Management Advisers, a series of Macquarie Investments Management Business Trust, are not and will not be deposits with or liabilities of Macquarie Bank Limited ABN 46 008 583 542 and its holding companies, including their subsidiaries or related companies, and are subject to investment risk, including possible delays in repayment and loss of income and capital invested. No Macquarie Group company guarantees or will guarantee the performance of the fund, the repayment of capital from the fund, or any particular rate of return.

4: Asset Allocation Portfolios

Asset allocation does not ensure a profit, nor protect against loss in a declining market.

5: Fund of funds

Each fund is operated as a fund of funds that invests primarily in one or more other funds, rather than in individual securities. A fund of this nature may be more expensive than other investment options because it has additional levels of expenses. From time to time, the Fund's advisor may modify the asset allocation to the underlying funds and may add new funds. A Fund's actual allocation may vary from the target strategic allocation at any point in time. Additionally, the Fund's advisor may directly manage assets of the underlying funds for a variety of purposes.

6: Exchange-traded funds

Exchange-traded funds (ETFs) in this lineup are available through collective trusts or mutual funds. Investors cannot invest directly in an ETF.

7: Alternative Funds

Certain funds (sometimes called "alternative funds") expect to invest in (or may invest in some) positions that emphasize alternative investment strategies and/or nontraditional asset classes and, as a result, are subject to the risk factors of those asset classes and/or investment strategies. Some of those risks may include general economic risk, geopolitical risk, commodity-price volatility, counterparty and settlement risk, currency risk, derivatives risk, emerging markets risk, foreign securities risk, high-yield bond exposure, index investing risk, exchange-traded notes risk, industry concentration risk, leveraging risk, real estate investment risk, master limited partnership risk, master limited partnership tax risk, energy infrastructure companies risk, sector risk, short sale risk, direct investment risk, hard assets sector risk, active trading and "overlay" risks, event-driven investing risk, global macro strategies risk, temporary defensive positions and large cash positions. If you are considering investing in alternative investment funds, you should ensure that you understand the complex investment strategies sometimes employed and be prepared to tolerate the risks of such asset classes. For a complete list of risks, as well as a discussion of risk and investment strategies, please refer to the fund's prospectus. The fund may invest in derivatives, including futures, options, forwards and swaps. Investments in derivatives may cause the fund's losses to be greater than if it invested only in conventional securities and can cause the fund to be more volatile. Derivatives involve risks different from, or possibly greater than, the risks associated with other investments. The fund's use of derivatives may cause the fund's investment returns to be impacted by the performance of securities the fund does not own and may result in the fund's total investment exposure exceeding the value of its portfolio.

Performance Update

MultiFund

8: Target-date funds

The target date is the approximate date when investors plan to retire or start withdrawing their money. Some target-date funds make no changes in asset allocation after the target date is reached; other target-date funds continue to make asset allocation changes following the target date. (See the prospectus for the funds allocation strategy.) The principal value is not guaranteed at any time, including at the target date. An asset allocation strategy does not guarantee performance or protect against investment losses. A "fund of funds" may be more expensive than other types of investment options because it has additional levels of expenses.

9: REIT

A real estate investment trust (REIT) involves risks such as refinancing, economic conditions in the real estate industry, declines in property values, dependency on real estate management, changes in property taxes, changes in interest rates and other risks associated with a portfolio that concentrates its investments in one sector or geographic region.

10: Manager of managers funds

Subject to approval of the fund's board, Lincoln Investment Advisors Corporation (LIAC) has the right to engage or terminate a subadvisor at any time, without a shareholder vote, based on an exemptive order from the Securities and Exchange Commission. LIAC is responsible for overseeing all subadvisors for funds relying on this exemptive order.

11: Multimanager

For those LVIP funds that employ a multimanager structure, Lincoln Investment Advisors Corporation (LIAC) is responsible for overseeing the subadvisor(s). While the investment styles employed by the fund's subadvisors are intended to be complementary, they may not, in fact, be complementary. A multimanager approach may result in more exposure to certain types of securities risks and in higher portfolio turnover.

12: Managed Volatility Strategy

The fund's managed volatility strategy is not a guarantee, and the fund's shareholders may experience losses. The fund employs hedging strategies designed to reduce overall portfolio volatility. The use of these hedging strategies may limit the upside participation of the fund in rising equity markets relative to unhedged funds, and the effectiveness of such strategies may be impacted during periods of rapid or extreme market events.

13: Sector Funds

Funds that target exposure to one region or industry may carry greater risk and higher volatility than more broadly diversified funds.

14: Bonds

The return of principal in bond funds is not guaranteed. Bond funds have the same interest rate, inflation, credit, duration, prepayment and market risks that are associated with the underlying bonds owned by the fund or account.

15: Cash Management Funds

An investment in Cash Management Fund is not a bank deposit and is not insured or guaranteed by the FDIC or any other government agency. Although this option seeks to preserve the value of your investment, it is not managed to maintain a stable net asset value of \$1 per share and it is possible to lose money by investing in this investment option.

16: Floating rate funds

Floating rate funds should not be considered alternatives to CDs or money market funds and should not be considered as cash alternatives.

Performance Update

MultiFund

17: High-yield or mortgage-backed funds

High-yield funds may invest in high-yield or lower rated fixed income securities (junk bonds) or mortgage-backed securities with exposure to subprime mortgages, which may experience higher volatility and increased risk of nonpayment or default.

18: ESG

An environmental, social, governance (ESG) standards strategy (also referred to as engagement, green, impact, responsible, social aware, sustainable) generally prohibits investment in certain types of companies, industries and segments of the U.S. economy. Thus this strategy may (i) miss opportunities to invest in companies, industries or segments of the U.S. economy that are providing superior performance relative to the market as a whole and (ii) become invested in companies, industries and segments of the U.S. economy that are providing inferior performance relative to the market as a whole.

19: Risk Management Strategy

The fund's risk management strategy is not a guarantee, and the funds shareholders may experience losses. The fund employs hedging strategies designed to provide downside protection during sharp downward movements in equity markets. The use of these hedging strategies may limit the upside participation of the fund in rising equity markets relative to other unhedged funds, and the effectiveness of such strategies may be impacted during periods of rapid or extreme market events.

20: Money Market Funds

You can lose money by investing in the fund. Although the fund seeks to preserve the value of your investment at \$1.00 per share (or, for the LVIP Government Money Market Fund, at \$10.00 per share), it cannot guarantee it will do so. An investment in the fund is not insured or guaranteed by the Federal Deposit Insurance Corporation or any other government agency. The fund's sponsor has no legal obligation to provide financial support to the fund, and you should not expect that the sponsor will provide financial support to the fund at any time.

21: Index

An index is unmanaged, and one cannot invest directly in an index. Indices do not reflect the deduction of any fees.

22: Emerging Markets

Investing in emerging markets can be riskier than investing in well-established foreign markets. International investing involves special risks not found in domestic investing, including increased political, social and economic instability, all of which are magnified in emerging markets.

23: MSCI

The fund described herein is indexed to an MSCI® index. It is not sponsored, endorsed, or promoted by MSCI®, and MSCI®; bears no liability with respect to any such fund or to an index on which a fund is based. The prospectus and statement of additional information contain a more detailed description of the limited relationship MSCI®; has with Lincoln Investment Advisors Corporation and any related funds.

24: S&P

The Index to which this fund is managed is a product of S&P Dow Jones Indices LLC (SPDJI) and has been licensed for use by one or more of the portfolio's service providers (licensee). Standard & Poor's®, and S&P® are registered trademarks of Standard & Poor's Financial Services LLC (S&P); Dow Jones® is a registered trademark of Dow Jones Trademark Holdings LLC (Dow Jones); and these trademarks have been licensed for use by SPDJI and sublicensed for certain purposes by the licensee. S&P®, S&P GSCI® and the Index are trademarks of S&P and have been licensed for use by SPDJI and its affiliates and sublicensed for certain purposes by the licensee. The Index is not owned, endorsed, or approved by or associated with any additional third party. The licensee's products are not sponsored, endorsed, sold

Performance Update

MultiFund

or promoted by SPDJI, Dow Jones, S&P, their respective affiliates, or their third party licensors, and none of these parties or their respective affiliates or third party licensors make any representation regarding the advisability of investing in such products, nor do they have liability for any errors, omissions, or interruptions of the Index®.

Important Disclosures

Variable products are issued by The Lincoln National Life Insurance Company, Fort Wayne, IN, distributed by Lincoln Financial Distributors, Inc., and offered by broker/dealers with an effective selling agreement. The Lincoln National Life Insurance Company is not authorized nor does it solicit business in the state of New York. **Contractual obligations are backed by the claims-paying ability of The Lincoln National Life Insurance Company.**

Limitations and exclusions may apply.

Lincoln Financial Group is the marketing name for Lincoln National Corporation and its affiliates. Affiliates are separately responsible for their own financial and contractual obligations.

Asset Categories

RM	= Risk Managed
MCA	= Maximum Capital Appreciation
LTG	= Long Term Growth
GI	= Growth and Income
I	= Income
RMAA	= Risk Managed - Asset Allocation
PC	= Preservation of Capital
AsA	= Asset Allocation
RMUSL	= Risk Managed - US Large Cap
RMUSM	= Risk Managed - US Mid Cap
RMGI	= Risk Managed - Global/International
ESC	= ESG/Socially Conscious

**DISTRICT
CORRESPONDENCE**
Board Meeting of January 6, 2023



- | <u>Date:</u> | <u>Correspondence Sent To:</u> |
|---------------------|---|
| 1. 12/14/2022 | California Regional Water Quality Control Board
Central Coast Region
Subject: Monthly Monitoring and Reporting Review Section |
| 2. 12/15/2022 | Mike Alvarado
La Cumbre Mutual Water District, LCMWD
Subject: Industrial Wastewater Discharge Permit Number C-124-25
Facility located at 4698 Puente Plaza |
| 3. 12/20/2022 | Mike Prater, Executive Officer
Santa Barbara LAFCO
Subject: Diaz-Rios Out-of-Agency Service Agreement with Goleta
Sanitary District
1330 San Antonio Creek Rd., Santa Barbara, CA |
| 4. 12/20/2022 | Clerk of the Board
Santa Barbara County
Subject: Notice of Exemption for the Goleta Sanitary District Diaz-Rios
Out of Agency Service Agreement |
| 5. 12/22/2022 | Peter Riechers
Riechers Engineering
Subject: Sewer Service Availability
Proposed Lot Split for 1 New Single-Family Residence
A.P.N. 057-030-059 at 3910 Pueblo Drive, Santa Barbara, CA |
| 6. 12/30/2022 | Tedd White
Neal Feay Company
Subject: Industrial Wastewater Discharge Permit # A-403
Sample Letter: Wastewater Discharge Permit Renewal Stickers have
been sent to industrial users who submitted renewal applications and the
2023 renewal fees. |

Hard Copies of the Correspondence are available at the District's Office for review